

Guide to Pet Safety

Guide to Pet Safety

“Saving the Entire Family”

Disaster Preparedness and Emergency Reference

This information has been compiled over a 20 year period while working with emergency personnel and veterinarians and is dedicated to loving pet parents everywhere.

By

Cameron R. White-Thumwood

Guide to Pet Safety
“Saving the Entire Family”
Disaster Preparedness and Emergency Reference

*First Edition ©2009 by and Cameron R. White-Thumwood
and PET ALERT™*

*All rights reserved.
Copyrighted ©2009 by PET ALERT™*
**No part of this book may be reproduced or used in any form by
any means without permission in writing from the author,
Cameron R. White-Thumwood and
PET ALERT™
13100 HWY 144 East #289
Richmond Hill, GA 31324 USA**

*ISBN: 9781427644602
Library of Congress Control Number: 2010931351*

*Publisher: ECKO House Publishing
9587 Grandview Drive
Sandy, UT 84092*

*The name PET ALERT™ and the “Pet Alert stop sign”
logo are trademarks belonging to PET ALERT.*

*Printed in the United States of America
for
PET ALERT™
13100 HWY 144 East #289
Richmond Hill, GA USA*

In remembrance of

"Leo"



*Leo was a star for pet safety
as well as the mascot for Pet Alert.
Leo traveled all over the United States during his ten
year career to help educate pet owners of the problems
and dangers for pets left "home alone" without proper
information and the importance to be Pet Alert,
wherever your pet is.*






*Leo will be remembered by all who knew
him as a little man in a cat's body,
who his veterinarians called the "Miracle Cat".*








*"Leo" you are missed, sleep well for you deserve it.
With Love, Cameron and all your friends*






As the winds blow on and the waters rise deep
You can hear their cries, you can hear them weep
Those you have brought into your home
Those who are loyal, caring and warm
You feed them each day, and tell them to stay
And now when they need you, don't turn them away
When you vowed to love, when you vowed to care
You vowed to sacrifice, and vowed to prepare
So now in times of trouble and strife
You are responsible for more than one life
You need to plan, think, and prepare
For all those who need you
Those who depend on your care
Poem by Cindy Swancott Lovern



Table of Contents

Forward	xi
Preface	xiii
Introduction	xv
Important Thoughts About Preparing for a Disaster and Emergencies	
 Chapter 1	
PREPARE AND PLAN AHEAD FOR YOUR PETS	1-5
Things to Do to Plan Your Pet Evacuation	1
Remember to Designate Pet Care Givers	2
Example of Authorization Release Forms	2
Pet Home Safety Check	3
Three to Five Day Supplies that are needed for Your Pets	3
Pet and Animal Emergency Phone Numbers	4
List of Important Emergency Contacts for Pet Owners	4
The Importance of Pet Identification	4
Forms of Pet and Animal Identification	5
 Chapter 2	
PET EVACUATION – THINGS TO DO TO PREPARE	6-8
Pet Evacuation Kit Assembly, Things to do	6
PET EVACUATION ESSENTIALS AND EVACUATION KIT SUPPLIES	7-8
Items that Should Be Located Near or In the Kit	7
The Essential Items List	7
Documents to Include	7
Perishable Items to Include	7
Miscellaneous & Other Items to Include	8
Bird and Reptile Extra Items to Include	8
Equine & Livestock Extra Items to Include	8
 Chapter 3	
TRANSPORTING AND HOUSING NEEDS DURING EVACUATION FOR PETS AND ANIMALS	9-11
Pet Carrier Sizes and How to Pick the Right Size	9
Things to Do for Cats and Dogs	9
Things to Do for Birds	9
Things to Do for Small Mammals (Mice, Hamster, Ferret, Gerbils, etc)	10
Things to Do for Equine & Live Stock	10
Things to Do for Fish	10
Things to Do for Reptiles	11
Things to Do for Amphibians	11
 Chapter 4	
PET VEHICLE SAFETY FOR PETS AND HEAT STROKE	12
Pet Vehicle Safety Tips	12
Signs of Heat Stroke	12
What to Do if Your Pet is Suffering from Heat Stroke	12
 Chapter 5	
DOGS, CATS AND SMALL ANIMALS FIRST AID KIT SUPPLIES	13-14

 Chapter 6	
CAT AND DOG VITAL SIGNS AND DATA	14
<i>Instructions on How to Take a Cat or Dog's Vital Signs (Temperature, Pulse and Respiration)</i>	14
Cat and Dog Quick Reference Health and Diet Information	14
Cat (Feline) Data Chart	14
Dog (Canine) Data Chart	14
  Chapter 7	
BIRD HEALTH AND DATA	15-16
<i>Some of the Most Common Signs of Illness in Birds Include</i>	15
Birds (Avian) Data Chart and Diet Information	15
Bird Safety Tips and Hazards	16
  Chapter 8	
EQUINE AND LIVESTOCK FIRST AID KIT SUPPLIES	17
Horse (Equine) Normal Data Chart	17
  Chapter 9	
PET AND ANIMAL EVACUATION PREPARATION	18
<i>Things to Do at the First Signs of Trouble</i>	18
An Evacuation has been Issued... What do I do?	18
<i>Things to Do to Evacuate Your Pets Safely</i>	18
If You Must Leave Equine/Livestock Behind; Things You Should Do	18
  Chapter 10	
WHAT TO CHECK AFTER A DISASTER OR EVACUATION	19
<i>Things to Do After a Disaster Strikes</i>	19
<i>What to Do for Lost Pets</i>	19
Animal Control Officers	19
  Chapter 11	
EVERY DAY ITEMS THAT CAN BE HAZARDS TO PETS	20-25
Small Hazardous Items for Pets	20
Food Hazards for Pets	20
<i>Chocolate Toxicity and the Signs</i>	20
Bathroom and Medication Pet Hazards (Drug Hazards)	21
<i>Aspirin Toxicity and Signs and What to Do</i>	21
Household Non-Toxic Substances Hazardous to Pets	21
<i>Everyday Threats of Poisons and Hazards to Pets</i>	22
Kitchen Hazards for Pets	23
Chemical Pet Hazards	23
Garage and Yard Hazards for Pets	23-24
Plants Inside and Around Your Home that are Hazardous to Pets	24
<i>Animal Poison Control Center Information</i>	24
Most Common Poisonous Plants to Pets	25-26
  Chapter 12	
WHAT TO DO IF A PET IS POISONED	27
Signs of Poisoning	27
<i>Things to Do if Your Pet has Been Poisoned</i>	27
PET POISON INCIDENT FIRST AID KIT	27

	Chapter 13	
	HOUSE FIRES AND PETS	28
	Things to Do (During a House Fire)	28
	How to Handle Pets in a Fire Situation	28
	Chapter 14	
	PROTECTING PETS THROUGHOUT THE SEASONS AND DURING HOLIDAYS	29-36
	Things to Do and Watch Out for During Summer or Hot Weather	29
	Other Summer and Hot Weather Hazards	29
	√ Summer Grooming	29
	√ Flies, Insects and Pests	29
	√ Stagnant Water	29
	√ Trash Cans	30
	√ When to Walk Your Dog During the Summer or Hot Weather	30
	√ Flip Flops	30
	√ Cars	30
	√ Air Conditioning Units	30
	√ BBQ Grills	30
	√ Picnics and Parties	30
	√ Small Toys	30
	√ Camping	30
	Protecting Pets Around Water (Swimming Pools, Lakes, and Boating)	31
	Things to Do and Watch Out for During Water Activities (Drowning)	31
	Fishing Precautions and Things to Do if a Pet Swallows a Fishing Hook	31
	Things to Do and Watch Out for During the 4th of July Holiday	32
	Things to Do and Watch Out for During Autumn/Fall Weather	32-33
	Things to Do and Watch Out for During Halloween	33-34
	Protecting Pets from Outdoor Winter Hazards	34
	Pet Safety for Hanukkah and Christmas (Things to Do and Watch Out For)	35
	Pet Holiday Foods to Avoid and Precautions to Take	36
	Pet Christmas Safety Tips	36
	Pet Holiday Plants Hazards	36
	Chapter 15	
	PROTECTING PETS DURING WINTER OR COLD WEATHER	37
	Winter Grooming Tips	37
	Frostbite and Hypothermia	37
	Symptoms of Hypothermia	37
	What to Do if Your Pet is Suffering from Hypothermia (Freezing)	37
	Chapter 16	
	RECOGNIZING DISTRESS IN PETS OR ANIMALS AND SHOCK	39-40
	Is it Fear, Pain or Physical? What to Look for and Do if it is Physical Distress	39
	The Most Common Causes for an Animal to Stop Breathing	39
	Signs of Shock in Animals	40
	What to Do if a Pet is in Shock	40
	What NOT to Do When a Pet is in Shock	40
	Chapter 17	
	TRANSPORTING A INJURED PET	41
	What to Do Before You Begin to Transport an Injured Pet	41
	Muzzling a Conscious and Injured Dog	41
	How to Pick Up and Carry an Injured Cat or Dog	41
	How to Move an Injured Dog	41
	How to Move an Injured Cat	41
	Consideration to Take When Transporting an Injured Cat or Dog	41

Conclusion	42
Giving Thanks	43
Poem Dedicated to All Canine Officers	44
Testimonials for Pet Alert™	45-46
Friends & Helpful Web Links	47-48

Legal Disclaimer

The purpose of this Guide to Pet Safety Disaster Preparedness and Emergency Reference Handbook is to provide a compact, readily available source of information to be used when time is of the essence. And most importantly, it is to help you prepare and safeguard your pets and animals from all types of emergency situations and natural disasters. Plus it helps you guard them against many common household pet hazards.

Please familiarize yourself with the contents of this book so that when an emergency arises, you will be prepared. Note that the first aid suggestions in this book are to help you render care until the animal can be examined by a veterinarian. Do not confuse first aid with professional medical treatment.

Pet Alert™ and the Author, Cameron R. White-Thumwood cannot guarantee your pet(s) safety, rescue or welfare, but hopes to aid you in taking measures that can help save valuable time in an emergency, and assist you in preparing for your pet's welfare and protection in case there is an emergency or disaster situation.

Acknowledgements

I want to thank everyone who is listed below that assisted in making this very important "Guide to Pet Safety" to help concerned and responsible pet owners to *be Pet Alert!*

Acknowledgements:

The vital information in this guide was provided by the Orange County Fire Department Information Office, Orange County Fire Chief's Association, CA, City of Fountain Valley Fire Educational Training Office, CA, Orange County Police Canine Association, CA, American Veterinary Medical Association, William Grant II, D.V.M. of Community Veterinary Hospital, Garden Grove, CA, Garden Grove Fire Dept, CA, Southern California Veterinary Medical Association, the American Society for the Prevention of Cruelty to Animals, Greendale Fire Dept, WI, Edmundston Fire and Rescue Dept, Canada, The AVMA Veterinary Medical Assistance, American Veterinary Medical Foundation, The Humane Society of the United States, Animal Control Information Office of Orange County, CA, The Cat Hospital, Fire Chief Gene Murry of San Gabriel Fire Dept. CA, Connecticut Police Work Dog Association, the American Animal Hospital Association, Waltham Veterinary Hospital Manual, Fire Chief Don Howard, Summit Fire District Flagstaff, AZ and Kyle Christiansen, D.V.M of Cedar Animal Hospital, Richmond Hill, GA.

Thank you for your support.

If you should have any questions or comments or would like to share information regarding disaster preparedness or pet safety, please email us at: info@petalert.com.

FOREWORD



Fire Chief Don Howard and his dog of 13 yrs "Shanti"

This is an incredible document that has taken great persistence to complete and is by far the most thorough compilation of information I've seen on this topic.

Kudos to you for a tremendous amount of work to help pet owners understand how to safeguard their pets and designing the Pet Alert™ Emergency Information System to have the proper information ready and where we can use it

Great work,

Don Howard, Fire Chief, Summit Fire District, Flagstaff, AZ



A Note from Dr. Kyle

Congratulations Cameron on this excellent work in creating a very user friendly emergency reference pet manual. This is the most comprehensive book I have read on emergency care for the "pet owner" and certainly covers many types of animals concerning most pet emergency situations and disaster evacuation procedures.

Kyle Christiansen, DVM

**Kyle Christiansen, DVM,
Cedar Animal Hospital, Richmond Hill, GA**

PREFACE

Cameron R. White-Thumwood, the author of this book, has spent many years and worked with many experts in creating both this Guide to Pet Safety and the *Pet Alert™ Emergency Information System* for the safety of all pets and companion animals. Her goal is to share this valuable information to help avoid pet hazards and help you in preparing for emergency situations, so you can save precious time when it is most important for your pet's safety and welfare.

To ensure that you get the most out of this unique and comprehensive "Guide to Pet Safety" Disaster Preparedness and Emergency Reference Handbook, she suggests that you purchase and use the *Pet Alert™ Emergency Information System* which provides the proper information to first responders. Both are easy to use and can prepare pet parents in providing their pets and animals with a "life-line-to-safety".

Cameron is very aware that your pets are an important part of your family, and that you deserve the peace of mind in knowing ALL members of your family will be taken care of in case of an emergency, medical situation or natural disaster. It is her ultimate goal to keep the Guide to Pet Safety and *Pet Alert™ Emergency Information System* the most EFFECTIVE, EASY and ECONOMICAL pet emergency and disaster preparedness information available.

However, both items will keep evolving to meet the demands of today's society, in helping you protect your pets and animals 24/7 at home, while traveling and even after your death by providing proper information quickly and easily, during emergencies and disasters. With this in mind, remember to always keep your entire pet's information current and up to date.

INTRODUCTION

Nature gives us beauty that we enjoy as well as conflicts that we must prevail. Therefore, we must remember that every year devastating disasters ravage our planet and **nobody is free from the possibility of being affected by the unknown**. It may come as a natural disaster such as tornado, hurricane, flood, wild fire, blizzard, earthquake or a man made emergency such as chemical spill or gas leak.

Whatever the future holds, you need to prepare yourself and for your companion pets and animals, in case a disaster strikes to avoid tragedy and lost.

Most importantly, your pet's and animal's life depends on you and the preparations you have made to prepare for their happiness, safety and security.

This disaster preparedness and emergency reference was created for all pet owners and for **Pet Alert™** with the help of other professionals to help you prepare for those unexpected but very possible days.

The Guide to Safety also provides you with "Lists of Things to Do" to be prepared and helps you in preventing everyday pet hazards with "Lists of Safety Tips". This book also includes information so you can make your own Pet Evacuation Kit, Pet First-Aid Kit and Pet Poison Incident Kit for your companion pets, equine and livestock.

The Guide to Safety can be also used as a quick reference guide for what you should do during an emergency situation, such as chemical poisoning, heat stroke, aspirin toxicity, hypothermia, etc. It also includes "Lists of Things to Do" during these types of emergencies so you can help your pet get to treatment quickly.

Note: That the first aid suggestions in this book are to help you render immediate care until the animal can be examined by a veterinarian. *Please do not confuse first aid with professional medical treatment.*

Please take the time to become familiar with the contents of this book so that when an emergency arises, you will be prepared.

Most of all, I want to thank you for being a responsible and concerned pet and animal owner and for being **Pet Alert™**!

Sincerely,

Cameron R White-Thumwood

Please help us continue Leo's journey to help educate pet owners about being **Pet Alert™** and to give *pets a life-line-to-safety* by planning ahead and having proper information readily available with the *Pet Alert Emergency Information System*.



Chapter 1

PREPARE AND PLAN AHEAD FOR YOUR PETS



Do not wait until it is too late! Countless times people have been told to leave their homes for a short time, only to find that they cannot return for days or weeks. Even disasters like gas leaks and minor flooding can keep you from tending to your pets and animals for extended periods of time. To prevent situations as these, **TAKE YOUR PETS AND ANIMALS WITH YOU!**

It is best to be overly cautious during a disaster warning. Preparing ahead of time and acting quickly is the best way to keep you and your family, including your pets, out of danger.

Be Pet Alert™! Advance planning is essential and it could save your pet's life. In the same way that you create and practice a disaster and fire evacuation plan for yourself and loved ones, you must examine the emergency needs of your pets or animals as well.

PET EVACUATION PLAN

Things to Do to Plan Your Evacuation:

1. Set up an appointment to talk to your veterinarian about a plan of action for your pets and animals needs during disasters.
2. Assemble a pet evacuation kit (see Chapter 2) but always discuss your kit with your veterinarian to verify it is appropriate for your **pet and animal survival needs**.
3. Always have a pet first aid kit on hand at home. We have listed several types of first aid kits in this book that will walk you through the basic steps needed to aid your pet and animal until you reach your veterinarian. Or you can purchase an assembled pet or animal first aid kit. If you purchase a pet or animal first aid kit, always check with your veterinarian to verify it is the appropriate kit for your pet or animal.
4. **Familiarize yourself with each type of disaster that your area could be affected by,** including a hazardous material spill.
5. Develop an evacuation plan for all of your pets and animals.
6. Keep written directions to your home near your telephone. This will help you tell emergency responders how to get to your home, if you are in a state of panic, or in need of rescue, or if a person unfamiliar with your area is the only person in your home during a disaster.
7. Have a backup generator to maintain food and medication storage that requires refrigeration.
8. Keep all vehicles well maintained and full of gas.
9. Keep emergency cash on hand. Suggested amount is at least \$100.00 in bills and change for ice, fuel, etc.
10. Place notification stickers, like the ones in provided in the **Pet Alert™ Emergency Information System** on your front and/or back door, mail box, barn doors, and/or pasture entrances. **In case you are not at home** to notify neighbors, fire fighters, police, and other rescue personnel that pets and animals are on your property. *Please note that a sticker alone is "not" enough information to protect your pets or animals during an emergency when you are not present, or if something happens to you, the care giver.*
11. It is suggested that you keep a current copy of your **Pet Alert™ Front Door Knob Hanger** and **Pet Alert™ Vital Information Card** with your evacuation supplies for all proper information and emergency references, medical history about your pets and animals.
12. Make a note on your **Pet Alert™ Vital Information Card** (one of the items in the **Pet Alert™ Emergency Information System**) where to find your evacuation supplies and first aid kit. You should also include your pet's favorite hiding spots to help save precious rescue time.
13. To facilitate a successful rescue, provide muzzles, handling gloves, catch nets and animal restraints where rescue personnel can find them easily. Keep in mind that pets and animals may become irritable and unpredictable when frightened.
14. During a disaster warning mark all of your pet or animal ID tags with a contact phone number **outside the danger zone**. You can do this by putting duct tape or masking tape over one side of the ID tag or collar and write the outside contact number by using a permanent fine point marker.

PREPARE & PLAN AHEAD